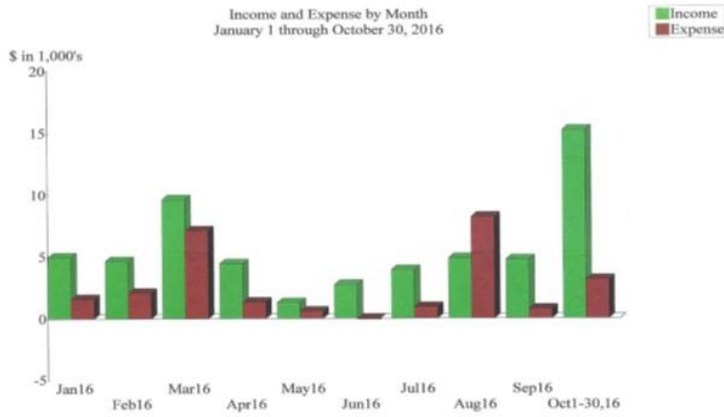
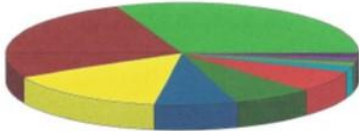


# Finance Reports January 1 to October 30, 2016



Income Summary  
January 1 through October 30, 2016

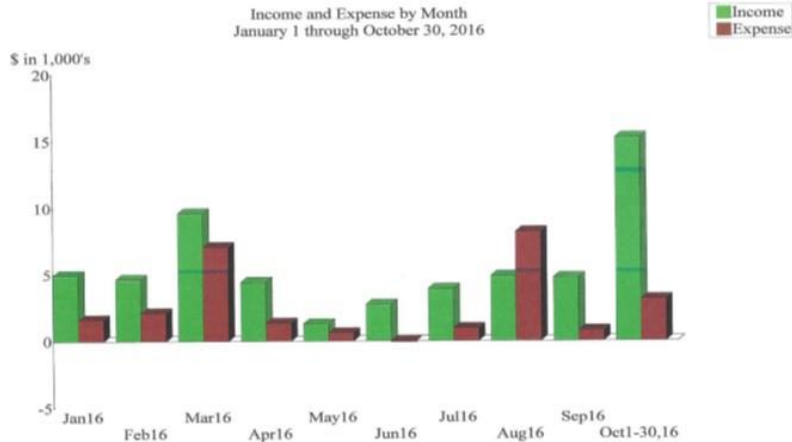
Member dues	31.15%
Conference	26.30
OSBA License Plate	15.23
DVD- educational program	7.70
Newsletter advertising	7.34
Ohio State Fair Income	6.57
Seeds-Pollinator Habitat	2.05
General donations	1.18
Save the Honey Bee Stickers	0.99
Direct Public Support	0.70
Other	0.79
<b>Total</b>	<b>\$56,489.27</b>



## INCOME SUMMARY



You can see from the chart that OSBA's income correlates with our annual membership drive at the beginning of the year, and concludes with the Conference registration and member renewals in the fall.



# Finance Reports January 1 to October 30, 2016

Expense Summary  
January 1 through October 30, 2016

Ohio State Fair exp	15.82%
Promotion of OSBA	14.70
Newsletter	11.57
Grants from OSBA	10.78
Operations	10.44
4-H Program expenses	8.52
Conference Exp.	6.52
ADK Project	6.21
DVD Education production costs	5.45
Bank and PayPal fees	3.87
Other	6.12
Total	\$25,716.04



## EXPENSE SUMMARY



On the expense side you can see where much of our expenses correlate with the Annual Conference. However, the State Fair expenses were 15% of total expenses, with the Conference being a little more than 6.5% of total expenses.

# Profit & Loss

12:15 PM  
10/30/16  
Cash Basis

## Ohio State Beekeepers Association Profit & Loss January 1 through October 30, 2016

	Jan 1 - Oct 30, 16
Ordinary Income/Expense	
Income	
4-H program	55.00
Conference	14,854.71
Direct Public Support	392.99
DVD- educational program	4,347.86
General donations	664.00
Interest Income	0.15
Master Beekeeping Program	30.00
Member dues	17,595.00
Newsletter advertising	4,145.50
Ohio State Fair Income	3,713.95
OSBA License Plate	8,605.64
OSBA Logo clothing	197.00
Other Types of Income	166.50
Save the Honey Bee Stickers	560.00
Savings	0.12
Seeds-Pollinator Habitat	1,150.85
<b>Total Income</b>	<b>56,489.27</b>
Expense	
4-H Program expenses	2,191.40
ADK Project	1,597.11
Bank and PayPal fees	995.40
Business Expenses	51.15
Conference Exp.	1,675.51
DVD Education production costs	1,401.45
Facilities and Equipment	110.58
Grants from OSBA	2,773.00
Member dues to outside groups	50.00
Newsletter	2,975.47
Office Expenses	209.00
Ohio State Fair exp	4,097.54
Operations	2,685.47
OSBA license plate Marketing	98.58
OSBA logo clothing expenses	446.34
Payroll Expenses	1.32
Promotion of OSBA	3,779.63
Reconciliation Discrepancies	-180.68
Seeds- Pollinator Habitat mix	366.12
Travel- Board members	231.75
Travel and Meetings	189.90
<b>Total Expense</b>	<b>25,716.04</b>
<b>Net Ordinary Income</b>	<b>30,773.23</b>
<b>Net Income</b>	<b>30,773.23</b>

Page 1



# Balance Sheet

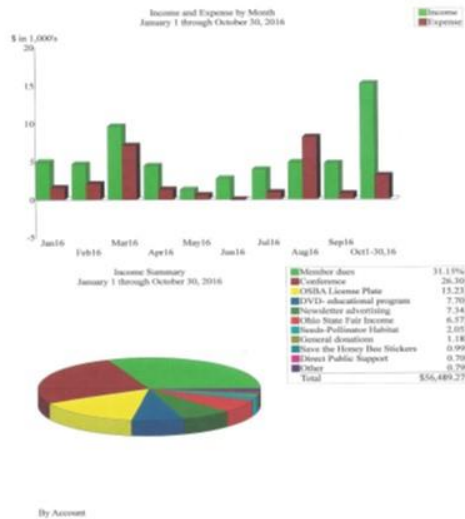
12:13 PM  
10/30/16  
Cash Basis

## Ohio State Beekeepers Association Balance Sheet As of October 30, 2016

	Oct 30, 16
<b>ASSETS</b>	
Current Assets	
Checking/Savings	
OSBA Fifth Third CHECKING 2543	76,225.73
OSBA Fifth Third SAVINGS 6793	3,711.17
<b>Total Checking/Savings</b>	<b>79,936.90</b>
<b>Total Current Assets</b>	<b>79,936.90</b>
<b>TOTAL ASSETS</b>	<b>79,936.90</b>
<b>LIABILITIES &amp; EQUITY</b>	
Equity	
Opening Balance Equity	46,985.82
Unrestricted Net Assets	2,177.85
Net Income	30,773.23
<b>Total Equity</b>	<b>79,936.90</b>
<b>TOTAL LIABILITIES &amp; EQUITY</b>	<b>79,936.90</b>



Copies of the OSBA Profit and Loss Report and Balance Sheet are provided at the OSBA Table.



# View the Finance Reports in the OSBA conference vendor area

**For additional information or for questions contact the OSBA Treasurer:  
Michele Colopy,  
treasurer@ohiostatebeekeepers.org**



They are also posted on a Display Board on the Conference Vendor area.